

To,
The Hon. Principal
Smt. Shakuntalabai Dhabekar Mahavidyalaya,
Karanja (Lad), Dist. Washim

Through: IQAC Co-coordinator, Smt. Shakuntalabai Dhabekar Mahavidyalaya,


Subject: **Submission of report on Students' Satisfaction Survey (SSS) on
Overall Performance of Institution for the academic year 2023-24**

Respected Sir,

In the academic year 2023-24, under the guidance and support of IQAC of the college, the Feedback committee framed questionnaire for **Student Satisfaction Survey (SSS)** on overall performance of institution, which were then uploaded (Google Form Link) on the institutional website. Then, the students were informed through notices, social media groups, Google classrooms, etc. to provide their inputs for SSS on overall performance of institution through online Google form interactive mode. With an active and positive participation of learners from different courses and classes, the responses of the learners were recorded. After that, the committee analyzed the responses received from the students. I hereby submit the report for your kind perusal and necessary further action. I hope you will accept the report.

Thanking you.


Date: 10/07/2024
Place: Karanja (Lad)


Dr. Kailas Gaikwad
Coordinator
SSS & Feedback Committee

Enclosure: Copy of Report

SSS & Feedback Committee


1. Dr. Kailas Gaikwad
Coordinator


2. Shri. Rahul Radke
Member


3. Shri. Umesh Kurhade
Member

Report On
Students' Satisfaction Survey (SSS) on Overall Performance
of Institution for the academic year 2023-24

Submitted to
Principal,
Smt. Shakuntalabai Dhabekar Mahavidyalaya,
Karanja (Lad), Dist. Washim

By
Feedback Committee,
Smt. Shakuntalabai Dhabekar Mahavidyalaya,
Karanja (Lad), Dist. Washim

Students' Satisfaction Survey (SSS) on Overall Performance of Institution

Smt. Shakuntalabai Dhabekar Mahavidyalaya, Karanja (Lad), Dist. Washim provides a single faculty education in the stream of Humanities. It is an institution which provides education to diverse class of learners belonging to different socio- economic background.

The institution is committed to cater the needs of students for their all-round development. Therefore, the institution conducts several co-curricular, extra-curricular and extension activities for the overall development of enrolled students. The infrastructure and human resources are perpetually upgraded to create student centric ambience for their proficient development. In this regard, the institution considers the inputs from its various stakeholders especially from the students which are very important to bring appropriate, adequate and relevant changes in the institution. Their feedbacks are considerably helpful to maintain quality of teaching-learning process and enables the institution to identify the strengths and weaknesses and for possible improvements.

Student Satisfaction Survey on overall performance of institution that results from evaluation of students' experience with the facilities and support they received in the institution is crucial for future developments. It is a valid and reliable tool to understand the key areas for future developments. Therefore, it allows understanding the resources for areas that require greater attentions. Also, it is a direct and useful indicator of the effectiveness of teaching-learning in the institution.

In the year 2023-24, under the guidance and support of IQAC of the college, the Feedback committee framed questionnaire for Student Satisfaction Survey (SSS) on overall performance of institution, which were then uploaded on the institutional website. Then, the students were informed through notices, social media groups, Google classrooms, etc. to provide their inputs for SSS on overall performance of institution through online interactive mode. With an active and positive participation of learners from different courses, the survey was accomplished. The responses received from students and other details associated with SSS on overall performance of institution in 2023-24 are as follow:

Smt. Shakuntalabai Dhabekar Mahavidyalaya

Internal Quality Assurance Cell

Student Satisfaction Survey

Session 2023-2024

Key Indicator - 2.7.1

Under Criterion II of Teaching – Learning and Evaluation

Q. No	Question	Opinions of Answer in Percentage					Scale of Opinion
		A	B	C	D	E	
01	How much of the syllabus was covered in the class?	4 – 85 to 100%	3- 70 % to 84%	2- 55 to 69%	1-30 to 54%	0-Below 30%	85 to 100%
		59.06%	30.8%	5.71%	4.43%	0%	
02	How well did the teachers prepare for the classes?	Strongly	Satisfactorily	Poorly	Indifferently	Won't teach at all	Strongly
		53.8%	35.4%	10.8%	0%	0%	
03	How well were the teachers able to communicate?	4- Always effective	3- Sometimes effective	2- Just satisfactorily	1- Generally ineffective	0- Very poor communication	Always effective
		51.6%	29.4%	11.8%	7%	0%	
04	The teacher's approach to teaching can best be described as	4- Excellent	3- Very good	2- Good	1- Fair	0- Poor	Very good
		48.2%	27.5%	24.3%	0	0	
05	Fairness of the internal evaluation process by the teachers.	4- Always fair	3- Usually fair	2- Sometimes unfair	1- Usually unfair	0- Unfair	Always fair
		58.9%	25.1%	19.5%	8.10%	0.40%	
06	Was your performance in assignments discussed with you?	4- Every time	3- Usually	2- Occasionally/Sometimes	1- Rarely	0- Never	Every time
		61.5%	19.1%	16.2%	3.80%	0.40%	
07	The institute takes active interest in promoting internship, student exchange, field visit opportunities for students.	4- Regularly	3- Often	2- Sometimes	1- Rarely	0- Never	Regularly
		44.7%	15.8%	29.6%	9.2%	0.7%	
08	The teaching and mentoring process in your institution facilitates you in cognitive, social and emotional growth.	4- Significantly	3- Very well	2- Moderately	1- Marginally	0- Not at all	Very well
		27.3%	60.5%	10.8%	1.00%	0%	
09	The institution provides multiple	4- Strongly	3- Agree	2- Neutral	1- Disagree	0- Strongly disagree	Agree

	opportunities to learn and grow.	y agree					
		41.6%	38.7%	13.2%	6.04%	1.00%	
10	Teachers inform you about your expected competencies, course outcomes and programme outcomes.	4- Every time	3- Usually	2- Occasionally/Sometimes	1- Rarely	0- Never	Everytime
		58.4%	19.2%	17.5%	6.95%	3.95%	
11	Your mentor does a necessary follow-up with an assigned task to you.	4- Every time	3- Usually	2- Occasionally/Sometimes	1- Rarely	0- I don't have a mentor	Every Time
		67.9%	15.8%	13.4%	2.9%	00%	
12	The teachers illustrate the concepts through examples and applications.	4- Every time	3- Usually	2- Occasionally/Sometimes	1- Rarely	0- Never	- Every time
		85.71%	5.71%	4.29%	2.86%	1.43%	
13	The teachers identify your strengths and encourage you with providing right level of challenges.	4- Fully	3- Reasonably	2- Partially	1- Slightly	0- Unable to	Reasonably
		45.5%	34.7%	11.2%	5%	3.6%	
14	Teachers are able to identify your weaknesses and help you to overcome them.	4- Every time	3- Usually	2- Occasionally/Sometimes	1- Rarely	0- Never	Usually
		55.3%	26.4%	11.2%	5.8%	1.3%	
15	The institution makes effort to engage students in the monitoring, review and continuous quality improvement of the teaching learning process.	4- Strongly agree	3- Agree	2- Neutral	1- Disagree	0- Strongly disagree	Agree
		47.5%	30.8%	11.8%	8.5%	1.4%	
16	The institute/ teachers use student centric methods, such as experiential learning, participative learning and problem solving methodologies for enhancing learning experiences.	4- To a great extent	3- Moderate	2- Some what	1- Very little	0- Not at all	To a great extent
		45%	37.3%	13.2%	7.5%	1.00%	
17	Teachers encourage you to participate in extracurricular activities.	4- Strongly agree	3- Agree	2- Neutral	1- Disagree	0- Strongly disagree	Strongly agree
		45.8%	33.2%	22.1%	2.9%	0.9%	
18	Efforts are made by	4- To a	3-	2- Some	1- Very	0- Not at all	To a great

	the institute/ teachers to inculcate soft skills, life skills and employability skills to make you ready for the world of work.	great extent 51.1%	Moderate 20.3%	what 15.20%	little 11.8%	1.6%	extent
19	What percentage of teachers use ICT tools such as LCD projector, Multimedia, etc. while teaching.	4- Above 90% 35.6%	3-70 – 89% 21.3%	2-50 – 69% 22.4%	1-30 – 49% 14.5%	0- Below 29% 6.2%	Above 90%
20	The overall quality of teaching-learning process in your institute is very good.	4- Strongly agree 51.7%	3- Agree 31.2%	2- Neutral 10.10%	1- Disagree 1.00%	0- Strongly disagree 2.00%	Agree

The following are the observations on Students' Satisfaction Survey feedback on overall performance of institution:

1. A good number of students (89.2%) pointed out that more than 86% syllabus was covered in classes.
2. 86.5% students are well satisfied with the teachers' preparation for the classes.
3. 77% students are of the opinion that teachers are adequately able in communication with the students concerning overall teaching and learning.
4. 98% students are considered that the teachers' approach to teaching is excellent, very good and good.
5. A good number of students are well satisfied with the fairness of the internal evaluation process implemented by the teachers.
6. Near about 82% students agreed that the performance of the students in assignments is discussed with them by the teacher.
7. A good number of learners opined that the college takes active interest in promoting internship, student exchange, field visit, study tours, etc. and other opportunities for students.
8. A good number of students acknowledged that the college has implemented capability enhancement and development schemes such as Soft skill development, extra coaching and Language lab, Yoga, Meditation, Personal Counseling and Mentoring etc. to facilitate students in cognitive, social and emotional growth.
9. Near about 77% students agreed that the institution provides

multiple opportunities to learn and grow.

10. 68.40% students are of the opinion that teachers inform them about their expected competencies, course outcomes and program outcomes.
11. Near about 86% students are agree that teachers take necessary follow-up with an assigned task to them.
12. Near about 84% students said that teachers use lot of examples and applications to illustrate the concepts.
13. Above 82 % students agreed that teachers time to time identify their strengths and encourage them to face providing right level of challenges.
14. Above 74% students acknowledged that teachers are able to identify student's weaknesses and guided them to overcome their weaknesses.
15. Near about 80% students revealed that the institution makes efforts to engage students in the monitoring, review and continuous quality improvement of the teaching learning process through feedback and similar systems.
16. Majority of students discoursed that the institute/teachers use student centric methods, such as experiential learning, participative learning and problem-solving methodologies for enhancing learning experiences.
17. Above 85% students are strongly agreed that teachers encourage them to participate in maximum extra-curricular activities.
18. 76.4 students are of the opinion that the institute/teachers make efforts to inculcate soft skills, life skills, etc among students to make them ready for the world of work.
19. According to above 75% students, all teachers used ICT tools and e-resources such as LCD projector, Multimedia, etc. in teaching.
20. As per the opinion of 84% students, the overall quality of teaching and learning process in the institution is very good.



Co-ordinator
SSS

Dr. Yogesh Pohokar
IQAC Coordinator
Smt. Shakuntala Bai Dhabekar
Mahavidyalaya, Karajga (Lad.)




PRINCIPAL
Smt. Shakuntala Bai Dhabekar Mahavidyalaya
Karajga (Lad), Dist Washim

Action taken

- The administration of college has initiated the procedure to procure advanced instruments and provide digital resources like NPTEL, Shodh Ganga, N-List programme through library to enhance the academic and research facilities in the institution.
- The students have a good representation in various functioning bodies like Students' Council, IQAC, Library Advisory Committee, College Magazine, Student Development Cell, NSS, etc. But it appears that there is a need for enhanced awareness for this aspect. Therefore, the information about various bodies in which students have a representation is now being given augmented publicity by including this in college prospectus, web-site, oral communication through Mentor-Mentee system, etc.
- The institution has initiated the action as per the responses in the form of feedback received from students and the information regarding welfare schemes got displayed on various platforms available with institutions like college prospectus, web-site, notice boards, etc. In addition, the same information is also communicated to students through Mentor-Mentee system, Class-wise Whats App educational groups, etc.
- The institution has taken a step towards implementation of National Education Policy 2020 as per the guidelines of parent University. The students have been made aware about the new curriculum, co-curricular activities, extension activities and opportunities regarding NEP.



Dr. Yogesh Pohokar
IQAC Coordinator
Smt. Shakuntaladevi Dhabekar
Mahavidyalaya, Parolga (Lad)



PRINCIPAL
Smt. Shakuntaladevi Dhabekar Mahavidyalaya
Parolga (Lad), Dist. Washim